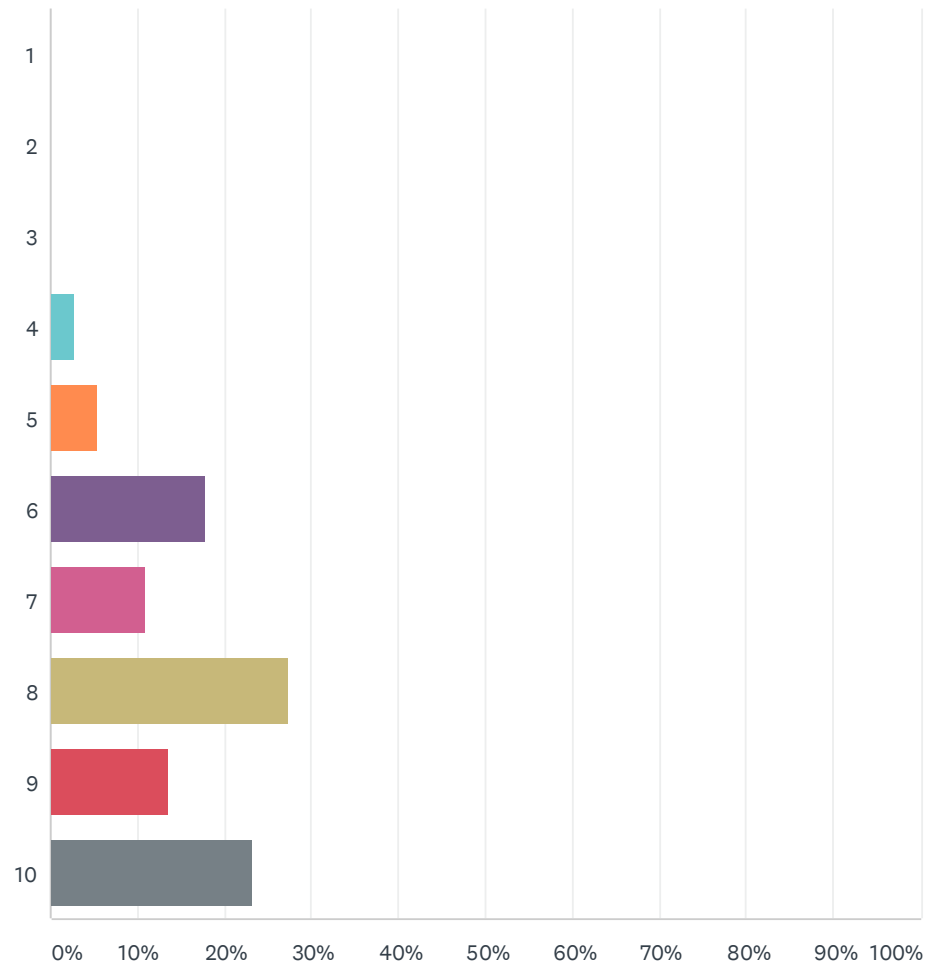


Q1 On a scale of 1-10, how optimistic are you about your future operations? (1 being the least optimistic and 10 being the most optimistic):

Answered: 73 Skipped: 0

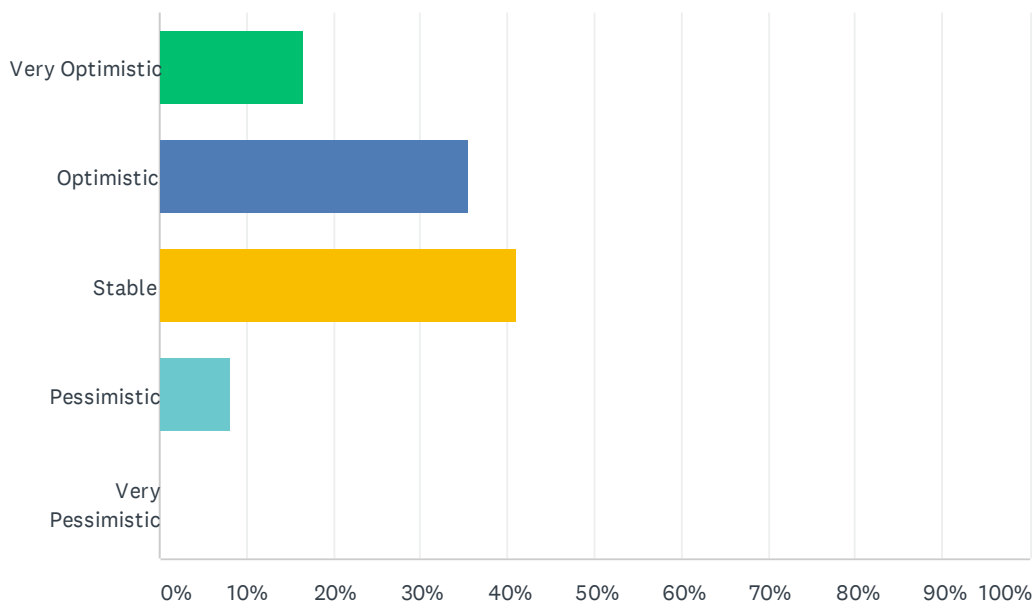


August 2020 IMA 2-Minute COVID-19 Manufacturing Survey

ANSWER CHOICES	RESPONSES	
1	0.00%	0
2	0.00%	0
3	0.00%	0
4	2.74%	2
5	5.48%	4
6	17.81%	13
7	10.96%	8
8	27.40%	20
9	13.70%	10
10	23.29%	17
Total Respondents: 73		

Q2 What is your outlook for the health of your business in the next 6-12 months?

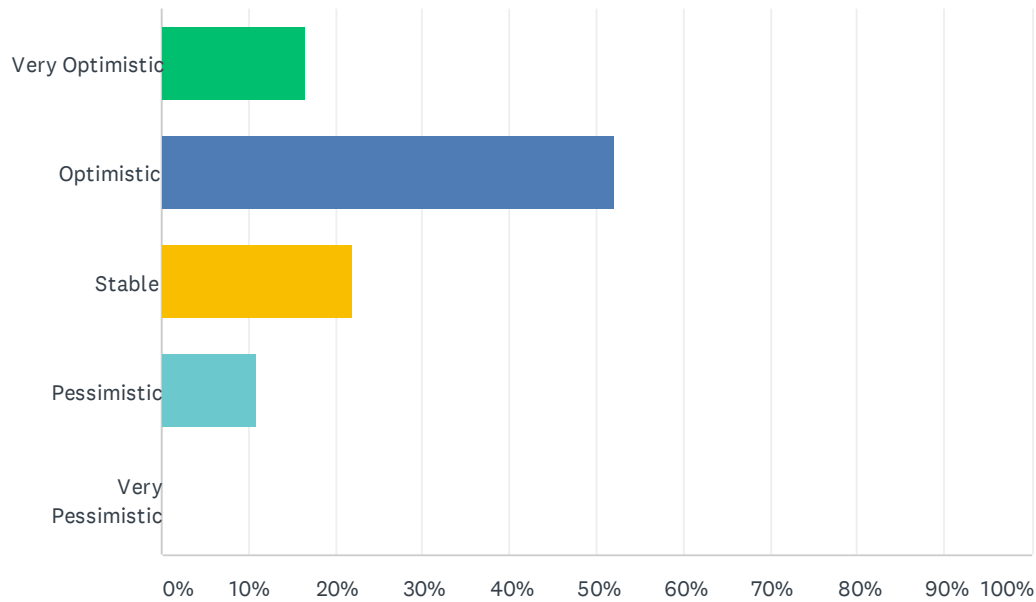
Answered: 73 Skipped: 0



ANSWER CHOICES	RESPONSES	
Very Optimistic	16.44%	12
Optimistic	35.62%	26
Stable	41.10%	30
Pessimistic	8.22%	6
Very Pessimistic	0.00%	0
Total Respondents: 73		

Q3 What is your outlook for the health of your business in the next 18-24 months?

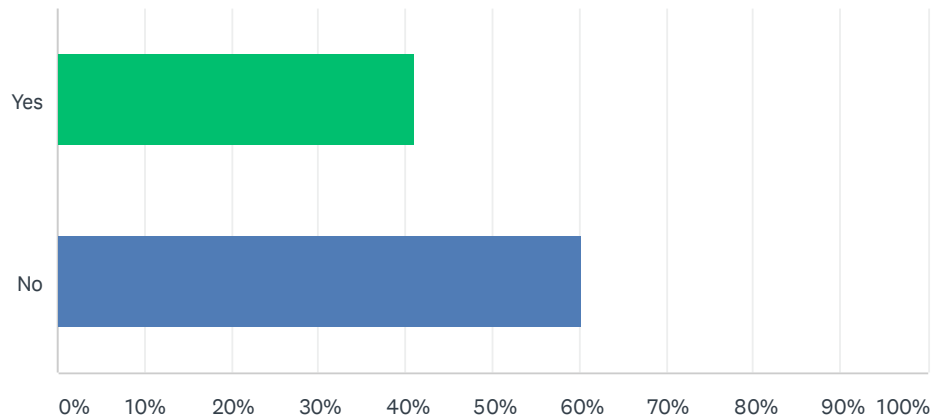
Answered: 73 Skipped: 0



ANSWER CHOICES	RESPONSES	
Very Optimistic	16.44%	12
Optimistic	52.05%	38
Stable	21.92%	16
Pessimistic	10.96%	8
Very Pessimistic	0.00%	0
Total Respondents: 73		

Q4 Has your company reduced workforce or reduced hours because of the coronavirus outbreak?

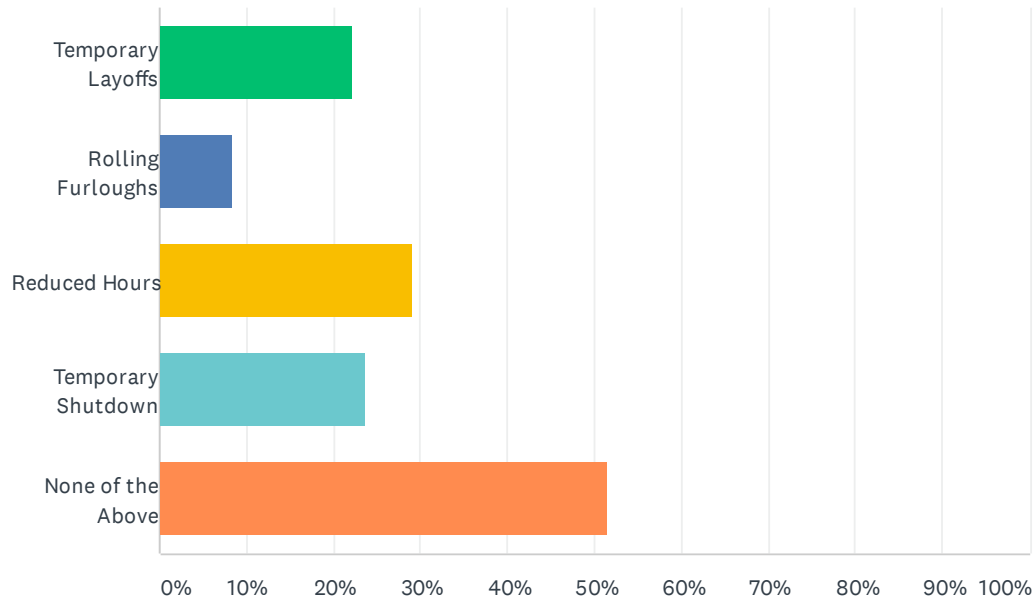
Answered: 73 Skipped: 0



ANSWER CHOICES	RESPONSES	
Yes	41.10%	30
No	60.27%	44
Total Respondents: 73		

Q5 What actions related to your workforce have been taken?

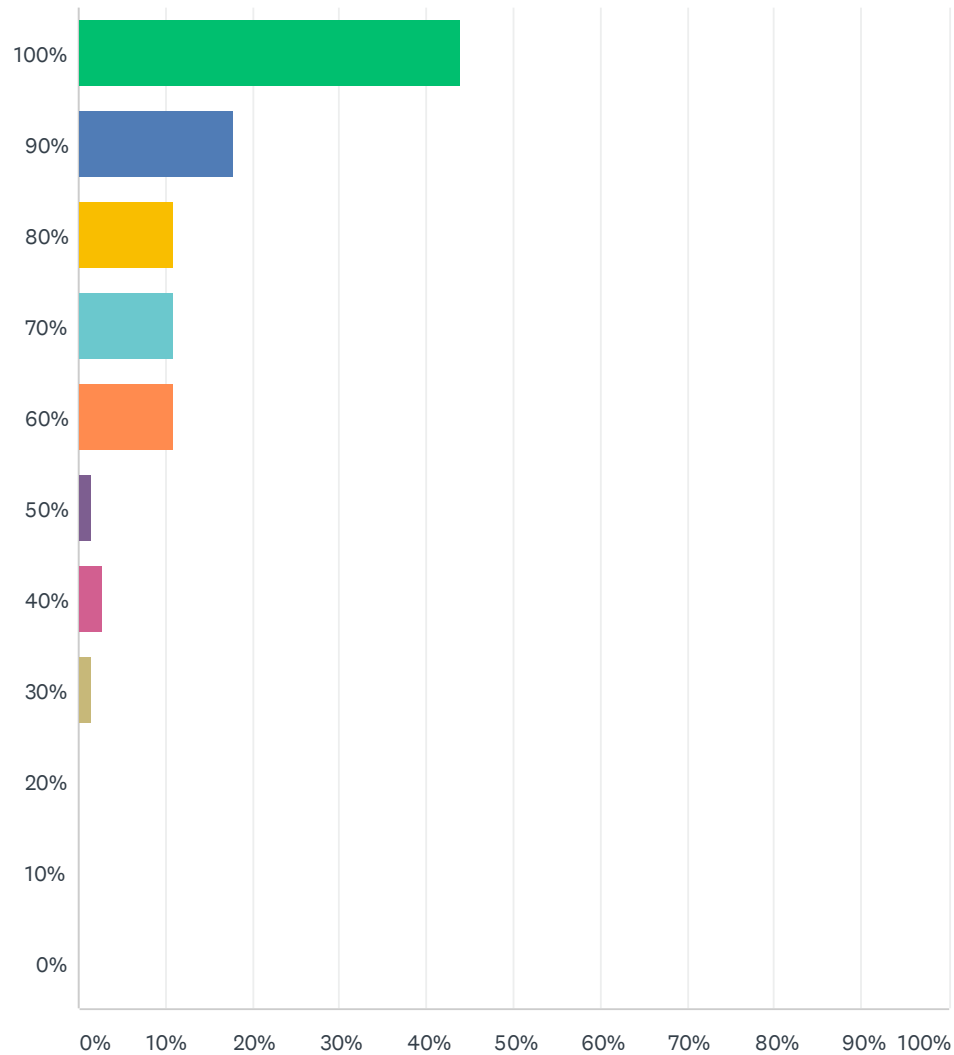
Answered: 72 Skipped: 1



ANSWER CHOICES	RESPONSES	
Temporary Layoffs	22.22%	16
Rolling Furloughs	8.33%	6
Reduced Hours	29.17%	21
Temporary Shutdown	23.61%	17
None of the Above	51.39%	37
Total Respondents: 72		

Q6 At what level of production are you now operating?

Answered: 73 Skipped: 0

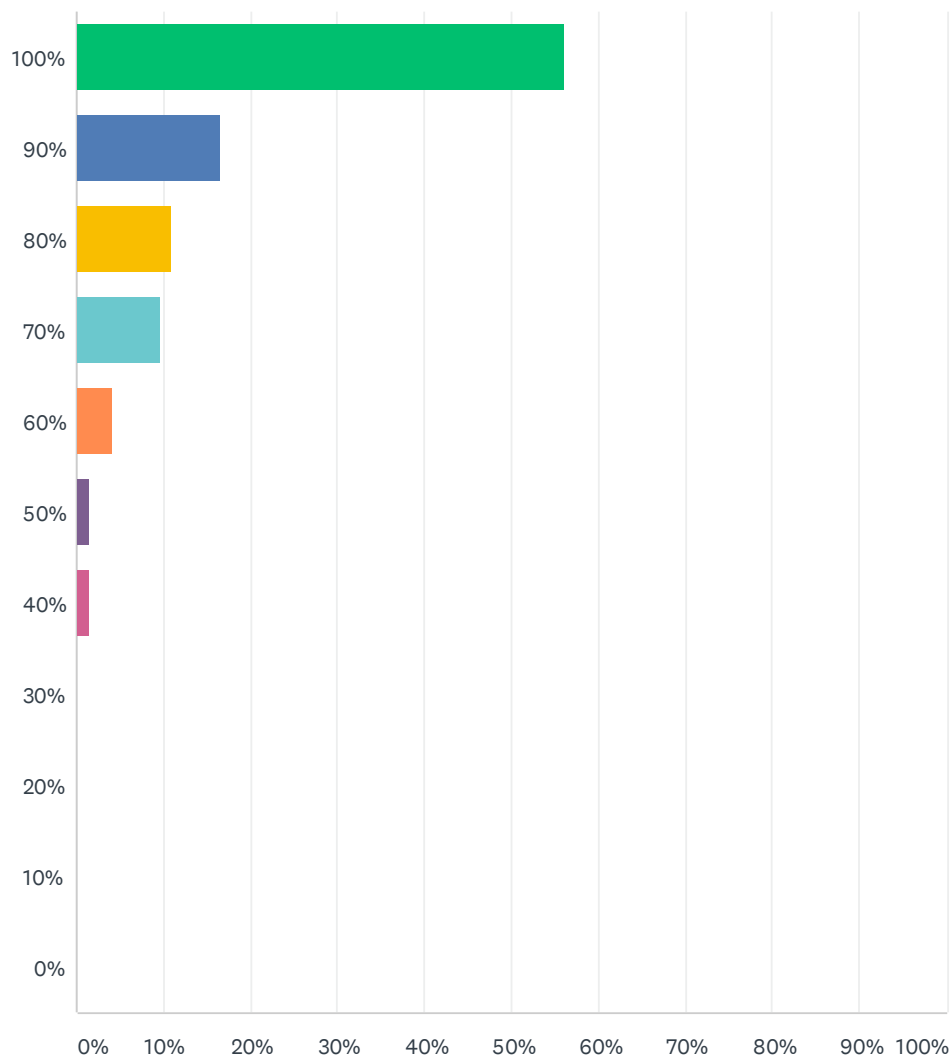


August 2020 IMA 2-Minute COVID-19 Manufacturing Survey

ANSWER CHOICES	RESPONSES	
100%	43.84%	32
90%	17.81%	13
80%	10.96%	8
70%	10.96%	8
60%	10.96%	8
50%	1.37%	1
40%	2.74%	2
30%	1.37%	1
20%	0.00%	0
10%	0.00%	0
0%	0.00%	0
TOTAL		73

Q7 At what level of staffing are you now operating?

Answered: 73 Skipped: 0

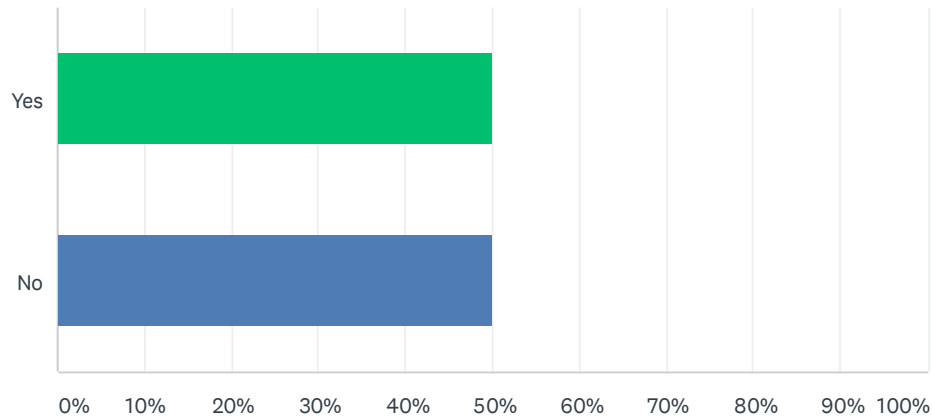


August 2020 IMA 2-Minute COVID-19 Manufacturing Survey

ANSWER CHOICES	RESPONSES	
100%	56.16%	41
90%	16.44%	12
80%	10.96%	8
70%	9.59%	7
60%	4.11%	3
50%	1.37%	1
40%	1.37%	1
30%	0.00%	0
20%	0.00%	0
10%	0.00%	0
0%	0.00%	0
TOTAL		73

Q8 Has school disruption or lack of childcare affected your workforce?

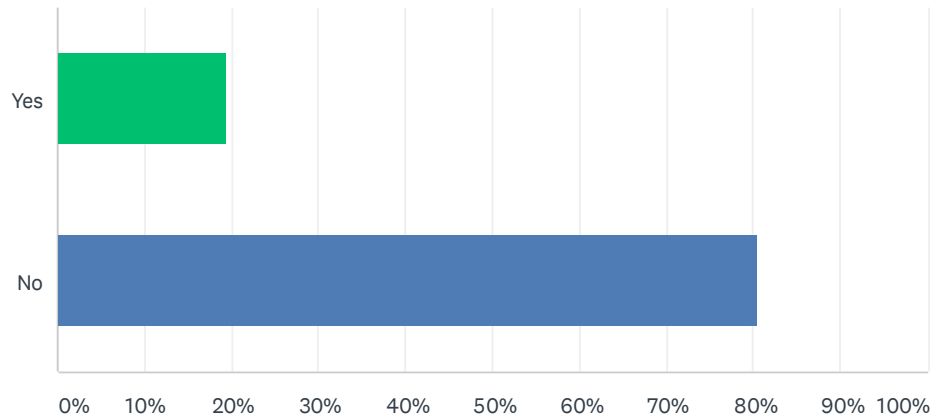
Answered: 72 Skipped: 1



ANSWER CHOICES	RESPONSES	
Yes	50.00%	36
No	50.00%	36
TOTAL		72

Q9 Are you providing any sort of testing for employees?

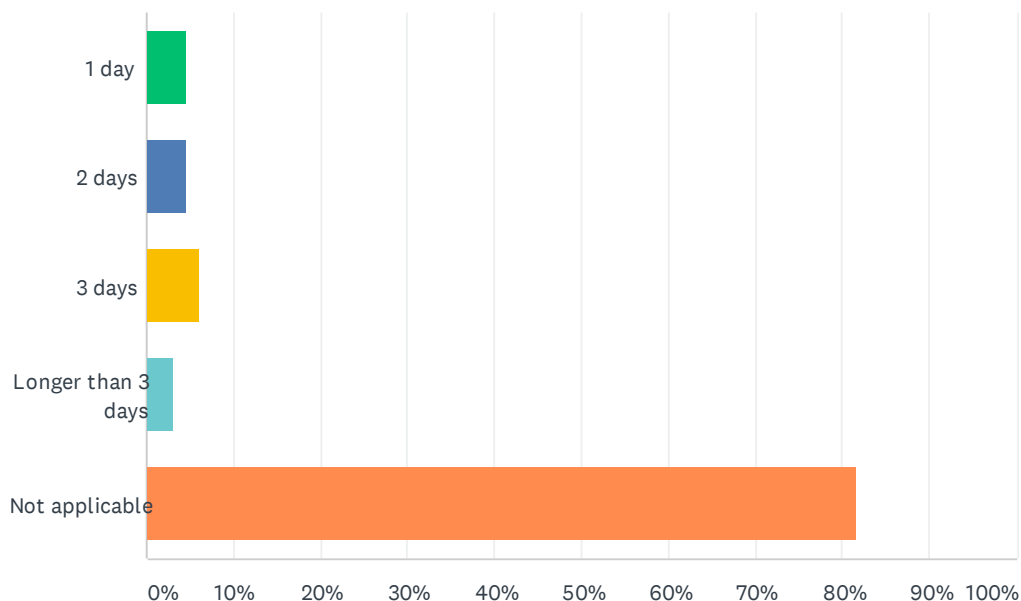
Answered: 72 Skipped: 1



ANSWER CHOICES	RESPONSES	
Yes	19.44%	14
No	80.56%	58
TOTAL		72

Q10 If you are providing employee testing, how long must employees wait for the results?

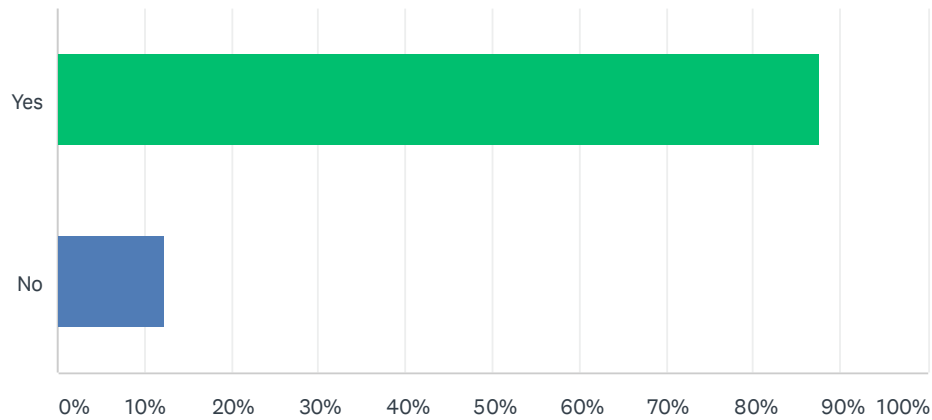
Answered: 65 Skipped: 8



ANSWER CHOICES	RESPONSES	
1 day	4.62%	3
2 days	4.62%	3
3 days	6.15%	4
Longer than 3 days	3.08%	2
Not applicable	81.54%	53
TOTAL		65

Q11 Do you require your employees to disclose whether they have been exposed to COVID-19?

Answered: 73 Skipped: 0



ANSWER CHOICES	RESPONSES	
Yes	87.67%	64
No	12.33%	9
TOTAL		73